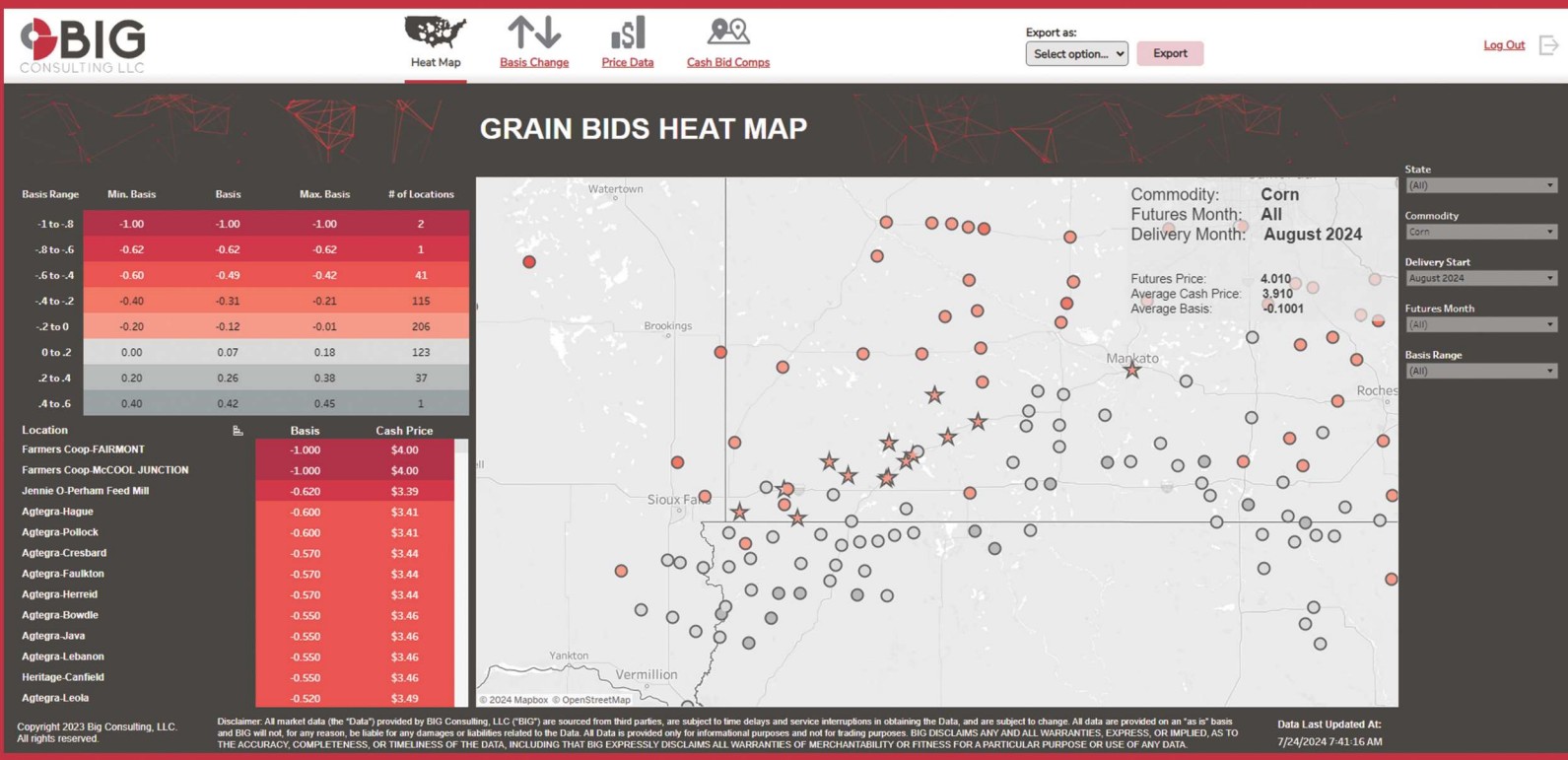


GRAIN BIDS NAVIGATOR (GBN)



GRAIN BIDS HEAT MAP

Commodity: Corn
 Futures Month: All
 Delivery Month: August 2024

Futures Price: 4.010
 Average Cash Price: 3.910
 Average Basis: -0.1001

Basis Range	Min. Basis	Basis	Max. Basis	# of Locations
-1 to -.8	-1.00	-1.00	-1.00	2
-.8 to -.6	-0.62	-0.62	-0.62	1
-.6 to -.4	-0.60	-0.49	-0.42	41
-.4 to -.2	-0.40	-0.31	-0.21	115
-.2 to 0	-0.20	-0.12	-0.01	206
0 to .2	0.00	0.07	0.18	123
.2 to .4	0.20	0.26	0.38	37
.4 to .6	0.40	0.42	0.45	1

Location	Basis	Cash Price
Farmers Coop-FAIRMONT	-1.000	\$4.00
Farmers Coop-McCOOL JUNCTION	-1.000	\$4.00
Jennie O-Perham Feed Mill	-0.620	\$3.39
Aglegra-Hague	-0.600	\$3.41
Aglegra-Pollock	-0.600	\$3.41
Aglegra-Cresbard	-0.570	\$3.44
Aglegra-Faulkton	-0.570	\$3.44
Aglegra-Herreid	-0.570	\$3.44
Aglegra-Bowdle	-0.550	\$3.46
Aglegra-Java	-0.550	\$3.46
Aglegra-Lebanon	-0.550	\$3.46
Heritage-Canfield	-0.550	\$3.46
Aglegra-Leola	-0.520	\$3.49

State: (All)
 Commodity: Corn
 Delivery Start: August 2024
 Futures Month: (All)
 Basis Range: (All)


© 2024 Mapbox © OpenStreetMap

Disclaimer: All market data (the "Data") provided by BIG Consulting, LLC ("BIG") are sourced from third parties, are subject to time delays and service interruptions in obtaining the Data, and are subject to change. All data are provided on an "as is" basis and BIG will not, for any reason, be liable for any damages or liabilities related to the Data. All Data is provided only for informational purposes and not for trading purposes. BIG DISCLAIMS ANY AND ALL WARRANTIES, EXPRESS, OR IMPLIED, AS TO THE ACCURACY, COMPLETENESS, OR TIMELINESS OF THE DATA, INCLUDING THAT BIG EXPRESSLY DISCLAIMS ALL WARRANTIES OF MERCHANTABILITY OR FITNESS FOR A PARTICULAR PURPOSE OR USE OF ANY DATA.

Data Last Updated At: 7/24/2024 7:41:16 AM


Grain Bids Navigator (GBN) is an indispensable asset that empowers grain marketers with unparalleled market pricing information. This innovative platform creates a competitive edge in the dynamic grain market by reshaping the way cooperatives and grain marketers approach their grain pricing and marketing decisions. GBN provides a comprehensive view of grain bids from hundreds of locations in a single, user-friendly interface. By aggregating data from a vast array of sources, and presenting it in an easy-to-navigate format, this solution simplifies the process of cross-comparing market pricing while enabling timely and well-informed decisions.

COST AND TIME SAVINGS




GBN saves money and time by eliminating the need for time-consuming, manual searches. The platform streamlines the process of evaluating bids, providing a clear and concise overview of pricing differences between locations.

POWERFUL FILTERING AND COMPARISONS



Users can filter and compare grain bids on a month-to-month basis and analyze futures prices, enabling critical data-driven decisions that align with organizational needs and goals.

LOCATION BASED MAPPING



Pricing information is displayed on an intuitive map, allowing users to visualize market conditions by location. This visual representation makes it easy to identify trends and opportunities.

BASIS DATA AND MARKET CHANGES



GBN enables users to quickly and easily identify when changes have been made in basis bids. The historical basis data can be utilized to better understand when markets are changing in a select geography.